




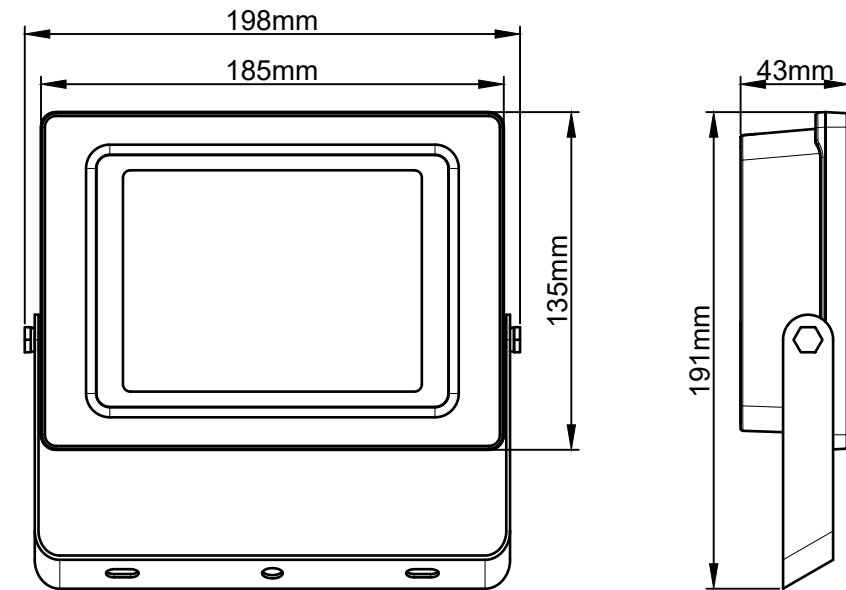


Available finish:- Black

Read these instructions before commencing installation & retain them for future reference.

IP65    **240V~50Hz**   **30W Triple CCT LED**



These fittings are Class I and must be Earthed

Important Information

It is recommended that luminaires are installed and fitted by a qualified electrician ensuring the installation complies with current IEE wiring regulations & local building control. These products are designed for connection to a 240V 50Hz supply. Any broken or damaged parts should be replaced as soon as possible. KSR will not accept responsibility for any claims arising from a poor installation.

Important User Advice

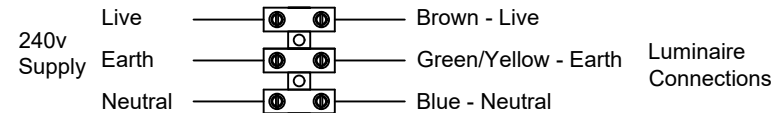
Always switch off mains supply before servicing.

General Maintenance

General maintenance and cleaning should be performed at least quarterly. Clean product outer using a damp cloth, the glass can be cleaned with hot soapy water, dried and buffed to a shine. After any maintenance remember to check all seals are intact. Grease screws and nuts with a suitable waterproof repellent to ensure trouble free operation in the future.

Installation Procedure

Ensure mains supply is turned off. Locate luminaire, use the mounting bracket as a template to drill fixing holes. Secure the bracket into position using suitable fixings. Prepare wiring, using suitable cable for the application. When securing this product to a wall, please remember to allow enough cable to tilt the luminaire to its final resting position. Never allow the mains wiring to become strained. Remove the terminal cover from the back of the fitting. Terminate the wiring and select the CCT colour you require using the switch (Never switch the CCT colour while powered up as this can damage the LED chips). Class I Product so this luminaire **must** be earthed. Reinstall the terminal cover ensuring the seal is in place and seated correctly. **DO NOT use power drivers to tighten terminal cover screws as this can cause damage to the terminal cover and invalidate the warranty!** Finally, adjust the angle of tilt to the required position and tighten bolts. This product can be used as a wall washer if required. Turn mains supply on and test luminaire



Lamp Details



Lamp: 30W Triple CCT 3000K, 4000K or 6000K
Lumen Output:
 3000K - 2330 lumens
 4000K - 2795 lumens
 6000K - 2590 lumens
CRI: >Ra80

The light source of this luminaire is not replaceable; when the light source reaches its end of life the whole luminaire shall be replaced



KSR Lighting Aftersales: 023 92 674343
 E-mail: aftersales@ksrlighting.com