

Read these instructions before commencing installation & retain them for future reference.

IP67 0.5m 240V 35W Max

Important Information

It is recommended that luminaires are installed by a qualified electrician ensuring the installation complies to current IEE wiring regulations & local building control. These products are designed for connection to a 230-240V mains supply. Any broken or damaged parts should be replaced as soon as possible. KSR will not accept responsibility for any claims arising from a poor installation.

Important User Advice

Always switch off mains supply before servicing, fitting or replacing lamps. Always check the lamp is correct for the application. Never exceed the maximum Wattage. Ensure the lamp is correctly located in the lampholder.

Installation Procedure

KSR recommends that you familiarise yourself with the installation. Once you are satisfied:
 Make sure the mains supply is turned off.
 Remove top stainless steel rim by removing alan bolts (Fig. 1).
 Remove luminaire from outer sleeve.
 Install sleeve into concrete base, making sure below the bottom of the sleeve is at least 300mm of suitable substrate to allow for drainage and that the top of the sleeve is raised so the luminaire will not be immersed in water (Fig. 3).
 Terminate luminaire to mains supply with suitable cable as per (Fig. 4).
 Making sure the gland is fully tightened and there is a tight seal all around the cable.
 Fit luminaire into sleeve using supplied screws (Fig. 2).
 Install GU10 lamp into lamp holder. Re-fit glass making sure gasket is in position.
 Re-fit stainless steel rim using supplied alan bolts making sure the bolts are greased.
 Tighten each bolt by half a turn in order as per (Fig. 5) until all bolts are tight.
 Turn on mains supply and test luminaire is working correctly.
 Never touch a hot lamp.

Fig. 1

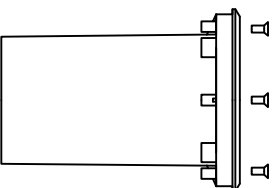


Fig. 2

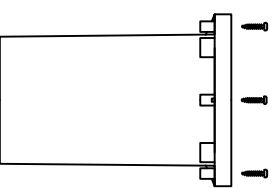

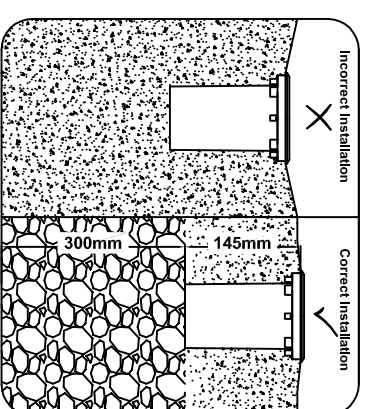
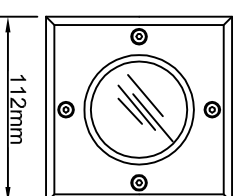


Fig. 3



KSR9928



KSR9929

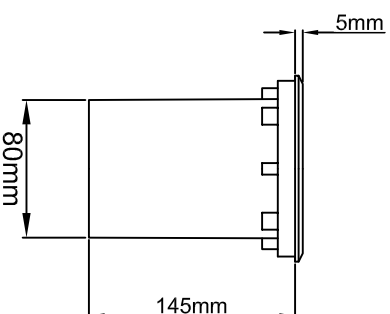


Fig. 4

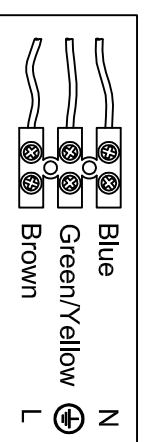
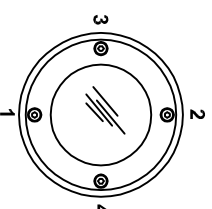


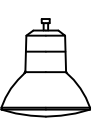
Fig. 5



Available Finish: Stainless Steel

Lamp Details

Lamp Cap: GU10
 Max Wattage: 35W



KSR Lighting recommend only branded lamps
 For example: Sylvania, GE, Philips or Osram

Note: To keep your luminaire in top condition KSR recommend cleaning with hot soapy water every 3-6 months and re-greasing of bolts to prevent corrosion.

