

Read these instructions before commencing installation & retain them for future reference.

IP65 240V 5W (2x5W)

These fittings are Class I and must be Earthed

**Important Information**

It is recommended that luminaires are installed and fitted by a qualified electrician ensuring the installation complies with current IEE wiring regulations & local building control. These products are designed for connection to a 240V 50Hz supply. Any broken or damaged parts should be replaced as soon as possible. KSR will not accept responsibility for any claims arising from a poor installation.

**Important User Advice**

Always switch off mains supply before servicing.

**General Maintenance**

General maintenance and cleaning should be performed at least quarterly. Clean product outer using a damp cloth, dried and buffed to a shine. After any maintenance or lamp replacement, remember to check all seals are intact.

**Installation Procedure**

Familiarize yourself with the LED fixture, loosen but do not remove the three allen screws that secure the main fitting to the mounting plate. Offer the base plate up to a suitable surface and mark the two fixing points.

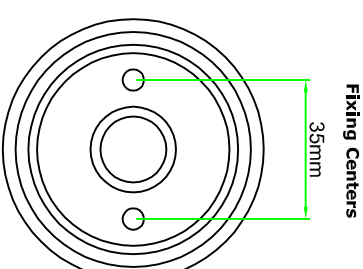
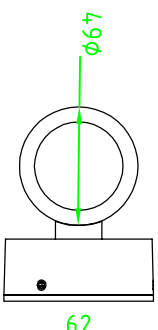
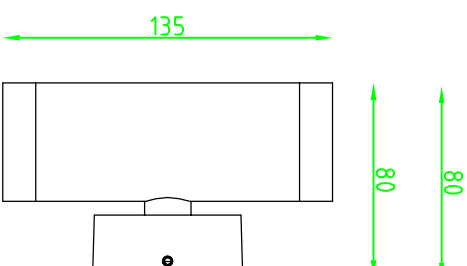
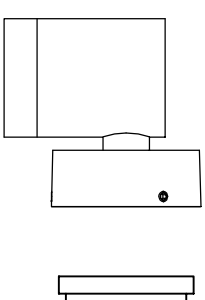
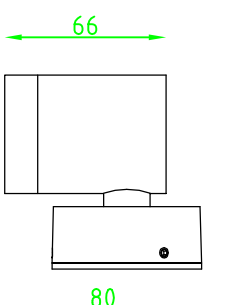
Once drilled, dress the mains supply cable through the grommet and secure to the wall.

Terminate the fixed wiring into the terminal block, following the guide below and/or the markings on the fitting.

Ensure the main gasket is seated correctly on the base plate and place the fitting onto it, take care not to snag any of the wiring, space is limited so care should be taken.

tighten up the three allen screws until tension is felt. Check the luminaire is sat pointing in the desired direction and tighten off the allen screws. Turn on the power and test the luminaire.

Note: These luminaires are not suited to Loop In/Out wiring.



Base Section

**Mains Supply**



**Luminaire**

**LED Details**

- KSR1320 - 5W 3000K LED Module
- KSR1321 - 2x5W 3000K LED Module
- Non Replaceable
- Non Dimmable



KSR Lighting After-sales: 023 92 674343  
E-mail: [info@ksr-lighting.co.uk](mailto:info@ksr-lighting.co.uk)