

Installation Sheet

KSR6175

Read these instructions before commencing installation & retain them for future reference.

IP20   *** 240V 8W LED**

These fittings are Class I and must be Earthed

Important Information

It is recommended that luminaires are installed and fitted by a qualified electrician ensuring the installation complies with current IEE wiring regulations & local building control. These products are designed for connection to a 240V 50Hz supply. Any broken or damaged parts should be replaced as soon as possible. KSR will not accept responsibility for any claims arising from a poor installation.

Important User Advice

Always switch off mains supply before servicing. Please note that with the diffuser removed the power is isolated from the LEDs

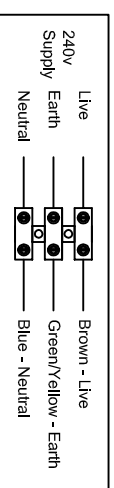
General Maintenance

General maintenance and cleaning should be performed at least half annually. Clean product outer using a damp cloth, the glass can be cleaned with hot soapy water, dried and buffed to a shine. After any maintenance remember to check all seals are intact. Grease screws and nuts with a suitable waterproof repellent to ensure trouble free operation in the future.

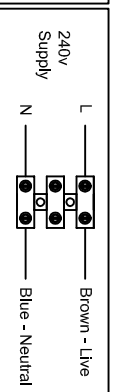
Installation Procedure

- Ensure mains supply is turned off.
- Remove the Opal diffuser by pulling off the fitting with medium pressure to expose the luminaire fixing points, mark and drill the wall ready for fixings.
- Remove the two small retaining screws holding the terminal cover on the rear of the luminaire.
- Slide the terminal cover over the supply cable.
- Terminate the mains wiring as per the guide below or following the symbols on the luminaire.
- Bring the terminal cover back to the luminaire and secure with the two screws.
- Offer the fitting up to the wall and fix in place with suitable fixings for the surface.
- Replace the Opal diffuser by pushing until you hear its snap into place.
- Reinstate the power and test the luminaire.
- This shaver light can power/charge electric shavers at 120v or 240v by switching the toggle switch in the bottom right hand side of the fitting.

Chrome Product



White Product *



Estela

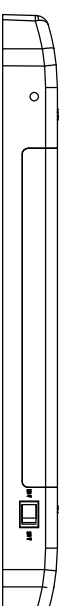
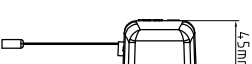
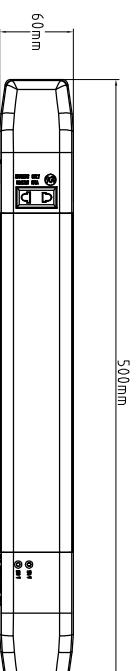
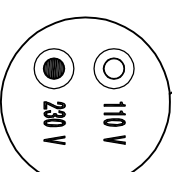
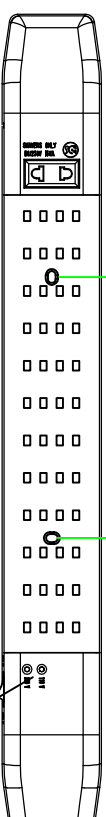


LED Shaverlight

Available finish:- White or Chrome

Fixing Centres

200mm



Lamp Details



Lamp: 8W LED 4000K
Lumen Output: 560 lumens

KSR Lighting After-sales: 023 92 674343
E-mail: info@ksr-lighting.co.uk



Product Information