





**Read these instructions before commencing installation & retain them for future reference.**

**IP55**    0.3m  **240V 15W**

These fittings are Class I and must be Earthed

**Important Information**

It is recommended that luminaires are installed and fitted by a qualified electrician ensuring the installation complies with current IEE wiring regulations & local building control. These products are designed for connection to a 240V 50Hz supply. Any broken or damaged parts should be replaced as soon as possible. KSR will not accept responsibility for any claims arising from a poor installation.

**General Maintenance**

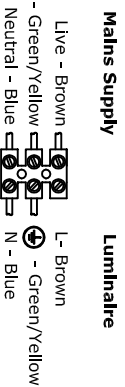
General maintenance and cleaning should be performed at least quarterly. Clean product outer using a damp cloth. Non abrasive cleaner can be used for heavy deposits. After any maintenance, remember to check all seals are intact.

**Installation Procedure**

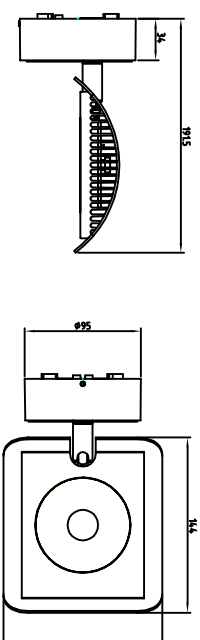
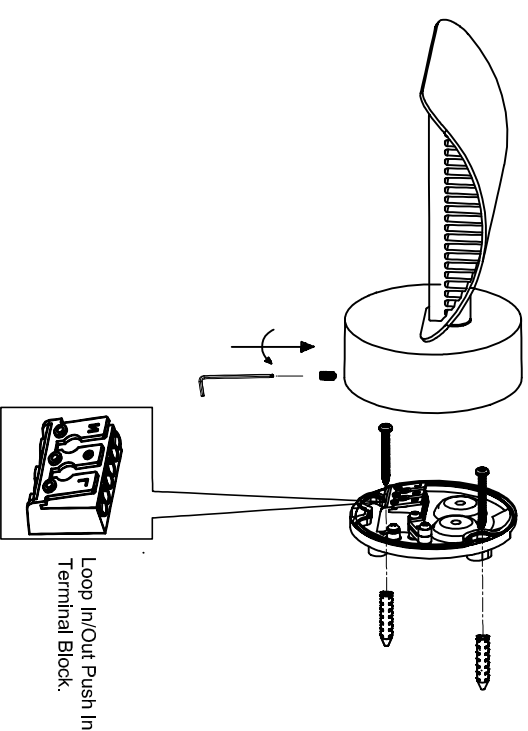
Familiarize yourself with the luminaire and ensure the power is turned off before installing the fitting.  
 Unscrew but do not remove the grub screw from the underside of the base section. Remove the mounting plate from the fitting.  
 Ensuring the two cable entry points are towards the top offer the base plate up and mark the two fixing points.  
 Drill the fixing points and secure base to the wall, dressing supply cables through the grommets.  
 Terminate the wiring L-Live (Brown), N-Neutral (Blue) and E-Earth (Green/Yellow)  
 Hook the main luminaire onto the base plate and tighten the grub screw.  
 Adjust the head section to the required position.  
 Turn on the power and test the luminaire.

This Luminaire is Non Dimmable

Note: This luminaire requires a 240V AC supply, no external driver is required.



Available finish:- Anthracite Finish



**Lamp Details**  
 KSR7190 - 15W Integral LED Module  
 1100 Lumens  
 Non Replaceable  
 3000K Warm White

KSR Lighting Aftersales: 023 92 674343  
 E-mail: [info@ksr-lighting.co.uk](mailto:info@ksr-lighting.co.uk)

