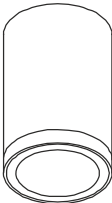



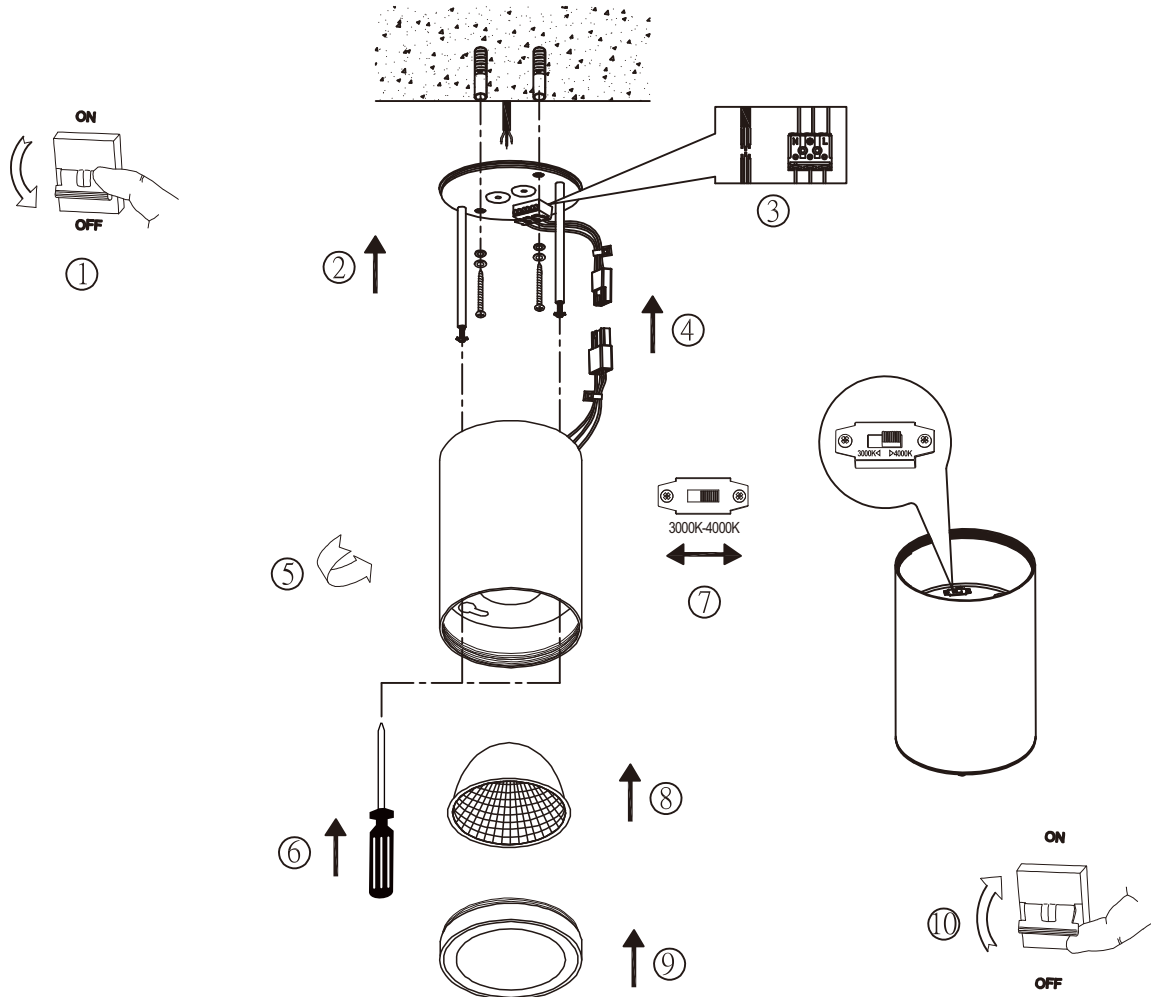


Couper l'alimentation principale avant installation Always turn off main power before installation

	Art.No	BULB/SOURCE	IP
	KSR71152	30W LED	65

	L =	Brun• Brown Braun• Brun Bruin• Marró Marronen• Ruskea
	N =	Blå• Blue Blau• Bleu Blauw• Azul Blu• Sininen
	=	Grön/Gul• Green/Yellow Grün/Gelb• Vert/Jaune Groen/Geel• Verde/Amarillo Verde/Giallo• Vihreä/Keltainen



This product contains a light source of the energy efficiency class E.
The LED light source and Control Gear in this product can be replaced by a professional

KSR LIGHTING



KSR Lighting Aftersales: 023 92 674343
E-mail: aftersales@ksrlighting.com

Installation får endast utföras av behörig elinstallatör.
Installation should be carried out by your local electrician.
Die Installation durch einen Fachmann vornehmen lassen.
L'installation doit être effectuée par un installateur qualifié.
We raden aan om de installatie door en erkend vakman te laten doen.
Debe ser instalado por un electricista cualificado.
L'installazione deve essere effettuata da un elettricista qualificato.
Asennuksen saa tehdä vain pätevä sähköasentaja.

KSR Lighting Optimum House, Beeding Close, Southern Cross Trading Estate, Bognor Regis, West Sussex. PO22 9TS