



*Polished Aluminium, Brushed Brass, Black or White Finishes
 (*Not available for KSR7293).

Read these instructions before commencing installation. Please give these instructions to the owner/occupier after installation to retain for future reference/maintenance.

IP20 UK CA CE

Important Information

These shades are designed for use with the KSR7290 Phily/Brook/Bridge Base Luminaire Only.

KSR will not accept responsibility for any claims arising from a poor installation.

Important User Advice

Clean only with a warm damp cloth, do not use abrasive cleaners as it may damage the finish.

Installation Details

Secure your chosen shade to this base section using the two fixing screws provided. Ensure the two fixing screws are sufficiently tight to prevent any movement once installed. Continue with the installation of the KSR7290 Base Section, guidelines can be found with the luminaire.

Optional Shades:

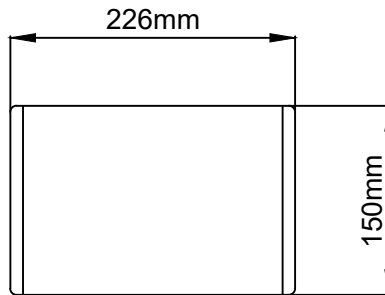
KSR7191 Phily Shade - Polished Aluminium, Brushed Brass, Black or White (Sold Separately)

KSR7292 Brooks Shade - Polished Aluminium, Brushed Brass, Black or White (Sold Separately)

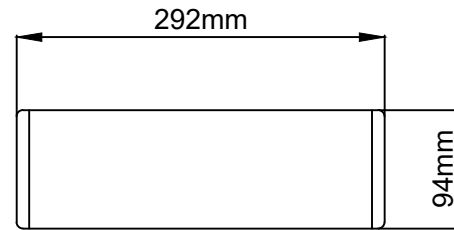
KSR7293 Bridge Shade - White, Black or Brushed Brass (Sold Separately)

KSR7290 Phily/Brooks/Bridge Base (Sold Separately)

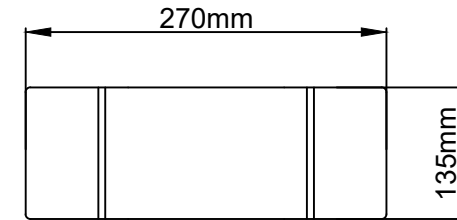
KSR7291 Phily Shade



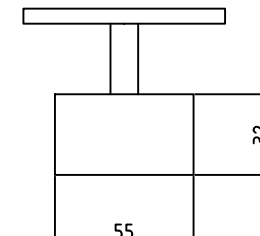

KSR7292 Brooks Shade



KSR7293 Bridge Shade



KSR7290 Base Section - Sold Separately



KSR Lighting Aftersales: 023 92 674343
 E-mail: aftersales@ksrlighting.com