

# KSRFRD386 Firebreak QR Select Dual Pro

Fire Rated Downlight

Data Sheet


## Product Information

The Firebreak Qr Dual **Pro Select** is a quad CCT IP65 LED Downlight that is the perfect downlight solution for any area. The new KSR **Pro lever connector** greatly speeds up every installation. They come with Quad CCT functionality allowing you to change the colour kelvin with a flick of a switch on the back of the luminaire removing the need to have multiple downlights for different areas. Paired with the power selector switch allowing the wattage to be changed giving 8 different options in one downlight out of the box and is phase dimmable as standard. Also available as a contractor **10-piece Multi Pack**

### Pro Lever Connector



### Multi-Pack



## Product Features

- 5-year warranty
- Class I
- IP65
- 64° Beam angle
- 72mm Cut-out & 70mm Void Req'd
- Pro connector
- 30/60/90min fire rated with Solid timber joists.
- 30min fire rated with I-Joist and Metal Web joists
- High efficiency LED array up to 128 lumens per circuit watt
- Switch between 2700K, 3000K, 4000K and 6000K
- CRI: Ra>84
- Switch between 5W or 7W
- Multiple colour rim options available
- Can be loosely covered in insulation
- L70/B10 – 54,000hrs

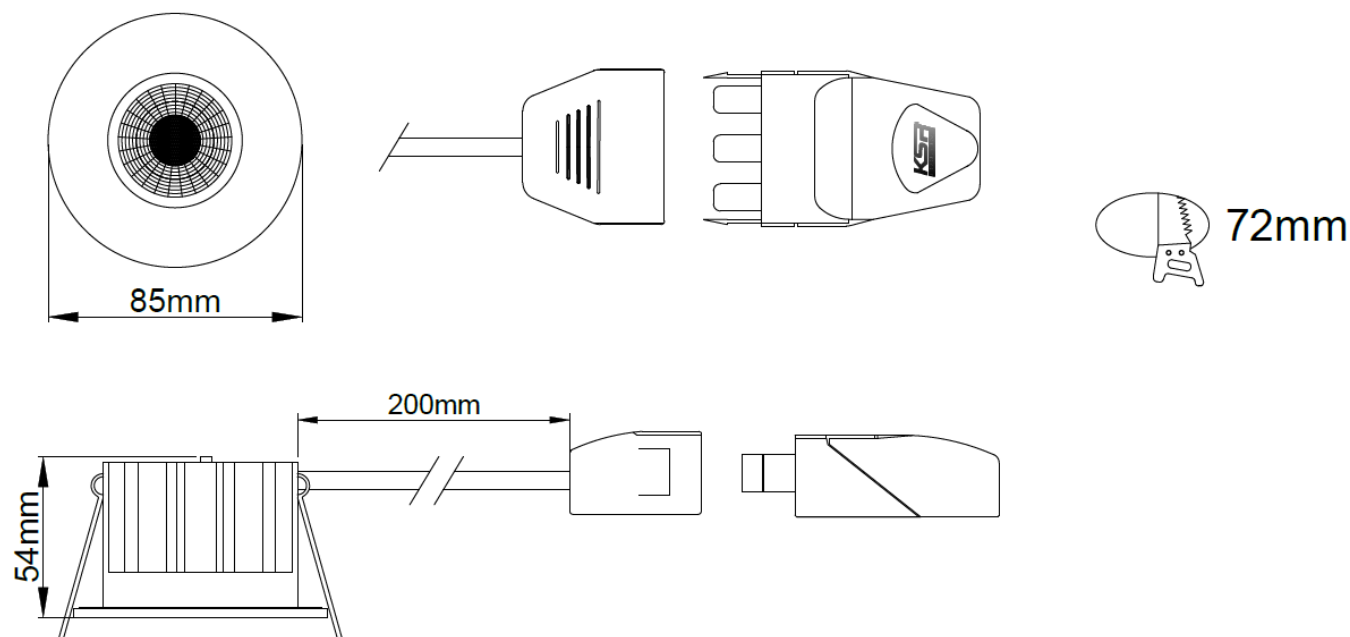
# Product Specification

Product Code	Product Description	Wattage (W)	CCT (K)	Lumens (lm)	Beam Angle	CRI (Ra)	Energy Efficiency Class	Protection Class
KSRFRD386	Qr Dual Pro Fire Rated Quad CCT Dual wattage Dimmable LED Downlight – <b>72mm Cut out &amp; 70mm Void Req'd</b>	5W	2700K	560	64°	>84	E	I
			3000K	590				
			4000K	640				
			6000K	635				
		7W	2700K	700				
			3000K	760				
			4000K	820				
			6000K	795				
Also available in a contractor 10-piece Multipack								
KSRFRD386/10	10 x Qr Dual Pro Fire Rated Quad CCT Dual wattage Dimmable LED Downlight – <b>72mm Cut out &amp; 70mm Void Req'd</b>	5W	2700K	560	64°	>84	E	I
			3000K	590				
			4000K	640				
			6000K	635				
		7W	2700K	700				
			3000K	760				
			4000K	820				
			6000K	795				

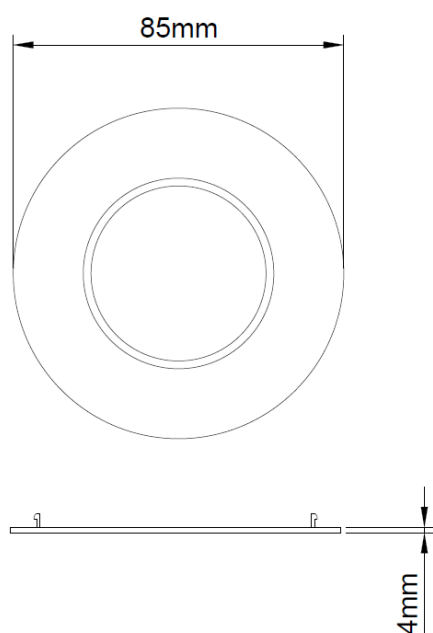
KSRFRD352	FireBreak Qr Chrome Detachable Bezel
KSRFRD353	FireBreak Qr Satin Chrome Detachable Bezel
KSRFRD354	FireBreak Qr Brass Detachable Bezel
KSRFRD355	FireBreak Qr Black Detachable Bezel
KSRFRD356	FireBreak Qr Converter Plate White
KSRFRD357	FireBreak Qr Converter Plate Chrome
KSRFRD358	FireBreak Qr Converter Plate Satin Chrome
KSRFRD367	FireBreak Qr Satin Brass Detachable Bezel
KSRFRD368	FireBreak Qr Copper Detachable Bezel
KSRFRD369	FireBreak Qr Antique Brass Detachable Bezel
KSRFRD390	FireBreak Qr Square White Detachable Bezel
KSRFRD391	FireBreak Qr Square Chrome Detachable Bezel
KSRFRD392	FireBreak Qr Square Satin Chrome Detachable Bezel
KSRFRD393	FireBreak Qr Square Black Detachable Bezel
KSRFRD394	FireBreak Qr Square Satin Brass Detachable Bezel

Nominal voltage	220~240VAC
Operating frequency	50Hz
Ambient temperature range	0°C~+35°C
Start time	< 0.5 sec
IP rating	65

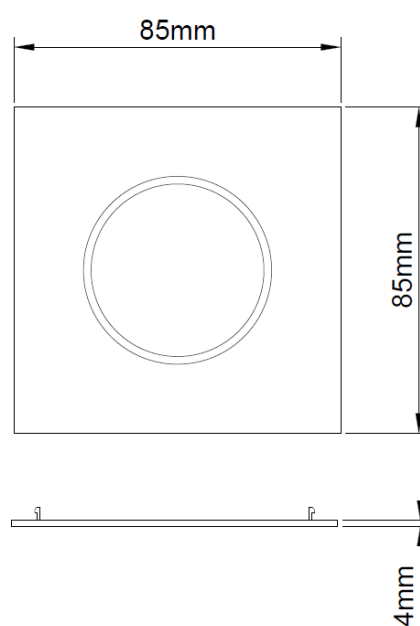
## Product Dimensions



KSRFRD352-355 / KSRFRD367-369



KSRFRD390-394



KSR Lighting is constantly developing and improving its products. For this reason, all product descriptions in this data sheet are intended as a general guide, and KSR may change specifications from time to time in the interest of product development, without prior notification or public announcement. All descriptions in this data sheet present only general particulars of the goods to which they refer and shall not form part of any contract. Data in this guide has been obtained in controlled experimental conditions. However, KSR Lighting cannot accept any liability arising from the reliance on such data to the extent permitted.